

castle
cc

'Solutions, Chemistry, Service'

D2000 Installation Guide

Dema Titan & Bowl


The D2000 bowl **must** be fitted to the wall above the injection Point on the dishwasher.

- Hole for detergent injector to be drilled: 22mm – Injector point above the wash tank water line.
- 22mm hole to be drilled for probe bottom of wash tank.



The Titan dispenser is to be fitted away from the sink where dishes are sprayed down, plus away from splashing and steam from the machine.

- Fit rinse container below dispenser rinse pump. This is so product doesn't run back through while performing maintenance.
- Fit rinse injector and T-piece (9900306182 - 20mm (2) (9900206182 - 10-12mm (1) on dishwashers rinse outlet hose.
- Castle code for water connection (1/2") fittings 107352-1.
- Install on dishwashers hot water tap.
- Run 1/4" water line to dispenser (MYSCYL0400) solenoid.
- Fit tap (1907321) inline close to solenoid
 - This is to adjust water pressure to D2000 bowl.




1907321

107352-1



1907321



*Note: Adjust water pressure to the D2000 bowl


9900206182

(1) T-Piece



9900306182

(2)



Wiring of Dispenser:

See Dema Titan Installation Booklet:

Available here:

<http://castlechem.com.au/distributors/>

Programming of Dispenser:


See Dema Titan Programming Sheet:

Available here:

<http://castlechem.com.au/distributors/>

Setting up the Bowl Water Pressure & Alignment

- Fit empty D2000 testing canister with top cut off into bowl.
- Prime detergent on dispenser.
- Press up/down on dispenser key pad, press **ENTER** on detergent prime to start, press **ENTER** to stop.
- Water must spray into canister approximately 150mm up into testing canister.
- With testing canister out – water should go across to the opposite side, without being too strong.



Troubleshooting

Rinse not pumping

- Check squeeze tube (81-177-2)
- Check 1/4" connections (811821)
- Check rinse injector by removing stem from rinse container, product should travel up line when machine is run

Water coming back up rinse line

- Replace rinse injector (20710)

Alarm sounding

- Check D2000 canister still have powder
- Check for scale on probe
- Check bowl alignment
- Check water pressure to bowl
- Check water temp

811821



81-177-2



20710

